



Metallica Venetian

metallic glass




COBSA-USA

NEW YORK | NEW JERSEY | MIAMI

1x1 MOSAICS

Bronzo



GLA MVBR 11

Chromo




GLA MVCH 11

Nickel



GLA MVNI 11



shown above: chromo

INSTALLATION AND MAINTENANCE INSTRUCTIONS FOR METALLICA VENETIAN BLENDS

Usage

It is recommended for interior walls and can be used for shower walls. Do not use for shower floors and in other areas submerged in water.

Installation

Only use adhesives with high adhesion and elasticity which are especially recommended for installing glass. Make sure to get complete coverage. All substrates should be properly reinforced to be sure there is no movement. For mortar installations, the mortar bed has to be cured (less than 2% humidity) and has to have proper reinforcing. Please refer to the TCNA HANDBOOK for more specific information regarding installation of glass tile.

Adhesives

It is strictly recommended to use only Epoxy adhesive (EFX Epoxy from TEC and/or Kerapoxy from Mapei)

Grouting

It is strictly recommended to use only Epoxy grout (EFX Epoxy from TEC and/or Kerapoxy from Mapei)

Please note: We will not be responsible, if different adhesives and grout are used, which can very likely damage the paint. In this case, we will not accept any claim.

Maintenance

Use a non-abrasive cloth and neutral detergents for cleaning. Avoid acid detergents, chemicals and solvents.

**** Glass tile may be susceptible to scratching in handling and installation as well as use. Expect variation of color from production run to production run.**

FOR INFORMATION AND SAMPLES
T | 1-877-TO-COBSA W | www.COBSAUSA.COM



NEW YORK | NEW JERSEY | MIAMI